

FLEXIBLE VIDEO URETERORENOSCOPE

URF-V3

High Image Quality and Durability in Superslim 8.4 Fr.



URF-V3

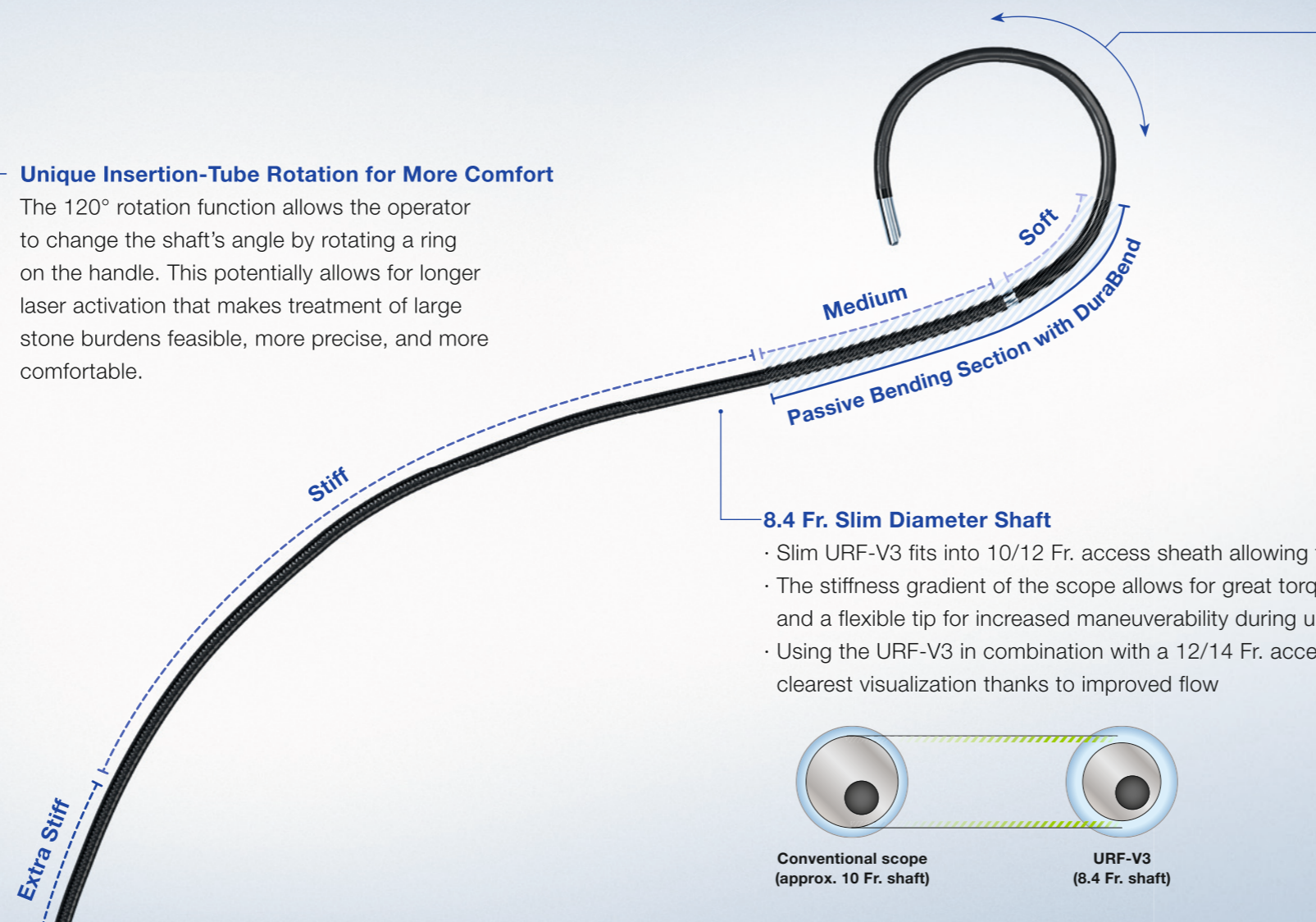
High Durability, Slim Design, and Optimal Maneuverability to Reach Everywhere

Olympus's unique DuraBend insertion-tube design reduces stress on the bending section during insertion in the narrow renal pelvis by passive bending, which increases the durability of the URF-V3.



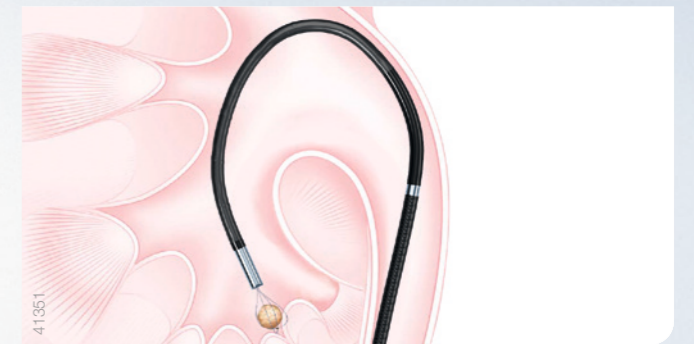
Unique Insertion-Tube Rotation for More Comfort

The 120° rotation function allows the operator to change the shaft's angle by rotating a ring on the handle. This potentially allows for longer laser activation that makes treatment of large stone burdens feasible, more precise, and more comfortable.




275° Wide Angulation Range

Deflection capabilities of 275° up and down allow for optimal visualization of lower renal calyces as well as upper and middle calyces.



8.4 Fr. Slim Diameter Shaft

- Slim URF-V3 fits into 10/12 Fr. access sheath allowing for access in tight ureters
- The stiffness gradient of the scope allows for great torque of the scope's shaft and a flexible tip for increased maneuverability during ureteroscopies
- Using the URF-V3 in combination with a 12/14 Fr. access sheath ensures the clearest visualization thanks to improved flow



Stone Treatment and Tumor Detection with NBI

Stone Treatment

The URF-V3 provides a large, distortion-free digital image and an even illumination of the high-resolution image. The ability to resolve small stone fragments in a well-illuminated image ensures that the surgeon can fulfill requirements of thorough and efficient treatment.



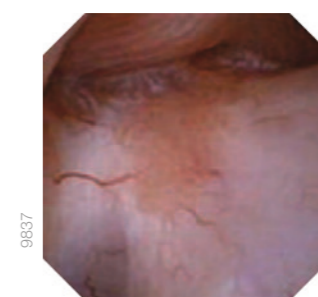
Fiberscope URF-P7



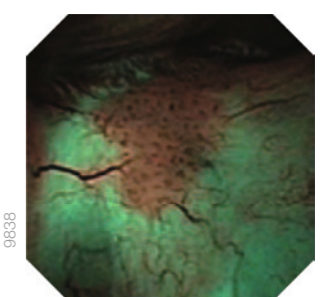
Videoscope URF-V3

Tumor Detection

Narrow Band Imaging (NBI) as optical image enhancement technology provides substantial help in better identifying upper tract tumors due to improved visibility of vessel structures.



White light



NBI

URF-V3

Specifications

URF-V3



Optical System	Field of view	80°
	Direction of view	Forward viewing
	Depth of field	1.5–50 mm
Insertion Tube	Distal end outer diameter	8.5 Fr. (2.83 mm)
	Shaft diameter	8.4 Fr. (2.8 mm)
	Working length	670 mm
Instrument Channel	Inner channel diameter	Up 275°
		Down 275°
Bending Section	Angulation range	Up 275°
		Down 275°
Total Length		980 mm

Ordering Information

URF-V3 – Standard Set

Order No.	Description
	URF-V3 flexible video ureterorenoscope
	Biopsy valve (10 pieces)
	Forceps/irrigation plug
N5782030	Sterilization cap
	Channel-opening cleaning brush
	Channel cleaning brush
	Single-use, single-ended cleaning brush

Related Products

Order No.	Description
N5426860	VISERA ELITE II imaging system
EG61038BX	UroPass, ureteral access sheath, 10/12 Fr. x 38 cm
EGNT4W18115	Ultra-Catch 4-wire no-tip nitinol basket
EGGWH3505R	UltraTrack Hybrid Guidewire 0.035"
EGBPS-Y	Disposable port seal
EG5920002BX	Irri-Flo irrigation device
EGSSC6026	Sof-Curl ureteral stent 6 Fr. x 26 cm

Service Options

Complementary Service Options for Your Ureterorenoscope Equipment

Clinicians need to be able to rely on their equipment to provide high-quality patient care every day. By choosing Olympus services with new equipment, customers can be assured that they will receive the most value over the contract term and beyond product guarantees.

Assure Optimal Equipment Availability and Budget Security

Equipment Availability

Reliable procedure planning with access to Olympus loaner stock in case of service needs.

Budget Security

Full cost transparency and reduced administration effort thanks to fixed annual service budgets.

Patient and User Safety

Latest service information, specialized tooling, and testing methods to ensure equipment remains safe for you and your patients.

Your Olympus partner will be happy to assist you in finding the right service solution for your environment.

Specifications, design and accessories are subject to change without any notice or obligation on the part of the manufacturer.

OLYMPUS

OLYMPUS EUROPA SE & CO. KG

Postbox 10 49 08, 20034 Hamburg, Germany
Wendenstrasse 14–18, 20097 Hamburg, Germany
Phone: +49 40 23773-0, Fax: +49 40 233765
www.olympus-europa.com

E0492513EN · 1,000 · 01/19 · OEKG · HB