

Tradition with a Future

Solutions for operative hysteroscopy



Intrauterine BIGATTI Shaver (IBS®)

The IBS® shaver system permits most operative procedures in hysteroscopy such as, for example, polypectomies and myomectomies or the resection of placental remnants. In conjunction with the HYSTEROMAT E.A.S.I.®, resected tissue is immediately removed from the uterine cavity while the desired intrauterine pressure is maintained throughout the procedure. The IBS® system is particularly suitable for the treatment of female infertility patients as interventions are performed without HF current.

The IBS® consists of a 6° angled telescope with an integrated working channel in which a rigid shaver system is inserted. It features an external diameter of only 6 mm. The shaver is combined with the UNIDRIVE® S III motor control unit and activated via a footswitch.

Pressing the footswitch simultaneously activates the 4 mm shaver blade and the double roller pump aspiration function. The simultaneous extraction of excised tissue and irrigation fluid ensures optimal viewing conditions.



Benefits

- Minimal outer diameter
 - Resection possible in the doctor's office or clinical outpatient department
 - Less or no dilation necessary (depending on the patient)
- Perfect visualization at all times thanks to immediate suction of the resected tissue
- Resection without HF current
- For use in physiological saline solution (NaCl)
 - Lowers the risk of TUR syndrome when using saline solution
- Fully reusable system
- The largest shaver blade in its class, ensuring rapid resection

Indications

- Removal of polyps
- Removal of myomas
- Resection of placental remnants



Mechanical resection of a myoma G0 using the IBS®



Your link to the video:
Assure yourself of the
advantages of IBS®

Bipolar Resection:

Intrauterine high frequency surgery – safer and more effective

Bipolar resection can be considered the gold standard procedure in the field of operative hysteroscopy. The current is restricted to the area between the two distal electrode loops under the visual control of the surgeon. The use of saline solution in bipolar HF surgery minimizes the risk of the TUR syndrome.

The new AUTOCON® III 400 and HYSTEROMAT E.A.S.I.® double roller pump provide an optimal combination.



Benefits

- Increased safety as the current is not returned via the sheath
- Risk of TUR syndrome can be significantly reduced
- Precise cutting and initial cutting without delay
- The bipolar working element can be used with all KARL STORZ standard resectoscope sheaths and telescopes
→ Allows inexpensive system changeover from unipolar to bipolar
- Fully reusable system
- In addition to 26 Fr. and 22 Fr. – also available now in 15 Fr.



Bipolar resection of intrauterine tissue using a cutting loop



Bipolar resection of intrauterine tissue using a coagulation electrode

NEW

The New 15 Fr. Office Resectoscope

Benefits

- Minimal outer diameter
 - Resection possible in the doctor's office or clinical outpatient department without anesthetics
 - Less or no dilation necessary (depending on the patient)
- Can also be optionally used as a diagnostic hysteroscope in conjunction with 5 Fr. instruments



HYSTEROMAT E.A.S.I.[®]

Endoscopic Automatic System for Irrigation

The HYSTEROMAT E.A.S.I.[®] is an intelligent, pressure-controlled double roller pump that offers the surgeon sufficient dilation of the uterus with continuous fluid exchange at all times. The result is optimal viewing conditions without a need for additional maneuvers at the inflow and outflow stopcocks, allowing the operating surgeon to concentrate fully on the intervention.

The HYSTEROMAT E.A.S.I.[®] is suitable for versatile use. The innovative double roller pump can be used for the following interventions in gynecology:

- Diagnostic and office hysteroscopy
- Operative hysteroscopy (resectoscopes and the Intrauterine BIGATTI Shaver)
- Laparoscopy

The pressure and flow characteristics of the various KARL STORZ sheaths have been stored as parameter sets in the HYSTEROMAT E.A.S.I.[®] system. This ensures that the characteristics of various sheaths are optimally taken into account. The pump immediately detects any deviations and selects the required volume of fluid to maintain excellent visibility.



Benefits

- Ensures optimal visualization and constant intrauterine pressure
 - Inflow and outflow stopcocks always stay open
 - Allows surgeon to fully concentrate on the surgical procedure
- Ideal for use with the Intrauterine BIGATTI Shaver (IBS[®])
- Can be used for all procedures in hysteroscopy and laparoscopy
- Perfect coordination with various KARL STORZ hysteroscopes for straightforward and intuitive handling

NEW

AUTOCON® III 400

The high-end HF unit from KARL STORZ offers great user comfort and intuitive control. The 9" color touch screen displays procedures for all areas of application according to the needs of the user. A footswitch allows settings to be changed during surgery directly from the sterile area. Alternatively, two sockets with separate instruments can be controlled via a footswitch. The maximum power of 400 Watt (unipolar and bipolar) is precisely regulated by a generator. Only the amount of energy required for the desired tissue effect is emitted.

This unit delivers optimal performance combined with great patient safety. The bipolar technique, which is particularly beneficial for patient safety, has been specially optimized for this unit. Together with the bipolar resectoscopes from KARL STORZ, the unit achieves optimal results in bipolar resection.




Benefits

- Neutral electrode monitoring for great patient safety
- Automatic smoke evacuation with the S-PILOT® from KARL STORZ
- 400 W unipolar and bipolar performance
- For interdisciplinary use
- Predefined procedures for each speciality
- Intuitive handling thanks to 9" color touch screen
- Can be integrated into the KARL STORZ OR1™
- Excellent hygiene conditions thanks to smooth surface

Intrauterine BIGATTI Shaver (IBS®) Components

NEW

**Only 6.3 mm
in diameter**









26208 AMK **HOPKINS® Wide Angle Straightforward Telescope 6°, Set**, with parallel eyepiece, length 20 cm, 19 Fr., **autoclavable**, fiber optic light transmission incorporated with working channel, with LUER-Lock connector for inflow, color code: green-blue including:
Wide Angle Straightforward Telescope 6°
Obturator
LUER-Lock Tube Connector



26702050 **DRILLCUT-X® II Shaver Handpiece GYN**

Optional

40712090 **Handle**, adjustable, for use with DRILLCUT-X® II Shaver Handpiece GYN

	Order No.	Description
	26208 SA	Shaver Blade GYN , straight, sterilizable, concave cutting edge, double serrated, oval cutting window, diameter 4 mm, length 32 cm
	26208 SB	Shaver Blade GYN , straight, sterilizable, double serrated cutting edge, rectangular cutting window, diameter 4 mm, length 32 cm
Optional		
	41200 RA	Cleaning Adaptor , LUER-Lock, for cleaning the inner and outer blades of DRILLCUT-X® accessories
	41250 RA	Cleaning Adaptor , LUER-Lock, for cleaning DRILLCUT-X®/DRILLCUT-X® II handpieces
	26208 SZ	Coagulation Electrode , bipolar, for use with Intrauterine BIGATTI Shaver (IBS®)
	26176 LE	Bipolar High Frequency Cord , length 300 cm

Required Units



26 701001-1 **UNIDRIVE® S III SCB**

20 701070 **Control Cable**, for transmission of footswitch control signal between UNIDRIVE® S III and HYSTEROMAT E.A.S.I.® SCB



26 340001-1 **HYSTEROMAT E.A.S.I.® SCB**, including:
Mains Cord
SCB Connecting Cable, length 100 cm
Basic Tubing Set, for single use

Recommended Accessories



031717-10* **Tubing Set IRRIGATION**, with two puncture needles, sterile, for single use, package of 10, for use with HYSTEROMAT E.A.S.I.® SCB

031217-10* **Tubing Set SUCTION**, sterile, for single use, package of 10, for use with HYSTEROMAT E.A.S.I.® SCB



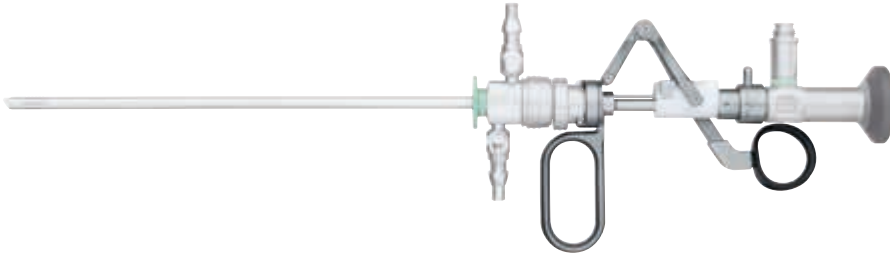
030970-10* **Tissue Trap Filter**, with adaptor, unsterile, for single use, package of 10

Optional Accessories for HYSTEROMAT E.A.S.I.® can be found in the GYNECOLOGY catalog (7th Edition 1/2015)



NEW

Intrauterine HF Surgery with the Bipolar 15 Fr. Office Resectoscope – for use with AUTOCON® III 400



26120 AA **HOPKINS® Straight Forward Telescope 0°**, diameter 2.9 mm, length 30 cm, **autoclavable**, fiber optic light transmission incorporated, color code: green

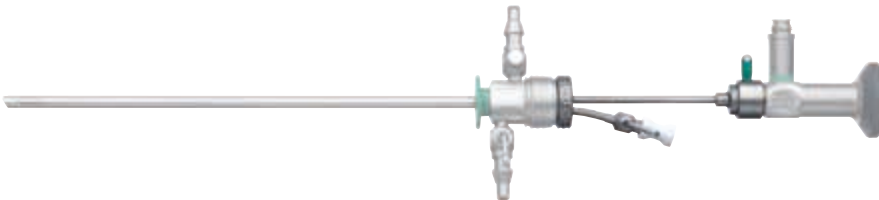
26053 EBH **Working Element Set**, bipolar, including:
Working Element
10x **Cutting Loop**,
Bipolar High Frequency Cord


26053 SCK **Resectoscope Sheath**, 15 Fr., oblique beak, rotating inner sheath

26053 OC **Standard Obturator**

Optional:

26053 CD **Telescope Bridge**, with channel for semirigid 5 Fr. operating instruments



	Order No.	Description
	011050-10	Cutting Loop , bipolar, sterile, for single use, package of 10

Intrauterine HF Surgery with the Bipolar 22 Fr. Resectoscope – for use with AUTOCON® III 400







26020 FA **HOPKINS® Telescope 12°, enlarged view**, diameter 2.9 mm, length 30 cm, **autoclavable**, fiber optic light transmission incorporated, color code: black

26055 EBH **Working Element Set**, bipolar, including:
Working Element
 2x **Cutting Loops**
Cutting Electrode, pointed
Coagulation Electrode, with ball end
Bipolar High Frequency Cord
Protection Tube

26055 SCK **Resectoscope Sheath**, 22 Fr., oblique beak, rotating inner sheath






26055 CO **Standard Obturator**

	Order No.	Description
	26055 GP1	Cutting Loop , bipolar
	26055 NB	Coagulation Electrode , bipolar, with ball end
	26055 BL1	Cutting Electrode , bipolar, pointed
	280	Protection Tube , for sterilization and storage of electrodes, loops, curettes and knives

Intrauterine HF Surgery with the Bipolar 26 Fr. Resectoscope – for use with AUTOCON® III 400



- 26105 FA **HOPKINS® Telescope 12°**, enlarged view, diameter 4 mm, length 30 cm, **autoclavable**, fiber optic light transmission incorporated, color code: black
- 26040 EBH **Working Element Set**, bipolar, including:
Working Element, bipolar
 2x **Cutting Loops**, bipolar
Cutting Electrode, bipolar, pointed
Coagulation Electrode HALF MOON®, with ball end
Bipolar High Frequency Cord
Protection Tube
- 26050 SCK **Resectoscope Sheath**, 26 Fr., oblique beak, rotating inner sheath
- 26040 OC **Standard Obturator**

	Order No.	Description
	26040 GP1	Cutting Loop , bipolar
	26040 NB	Coagulation Electrode , HALF MOON®, bipolar
	26040 BL1	Cutting Electrode , bipolar, pointed
	26040 JB1	Cutting Loop , bipolar, longitudinal
	280	Protection Tube , for sterilization and storage of electrodes, loops, curettes and knives

NEW

The new AUTOCON® III 400



UH 400 **AUTOCON® III 400,**
high-end HF generator, power
supply 220-240 VAC, 50/60 Hz
including:
Mains Cord



UF 902 **Two-Pedal Footswitch,**
with button for switchover function,
for use with HF generators



UH 801 **Bipolar High Frequency Cord,**
length 400 cm, for KARL STORZ
AUTOCON® III 400 SCB, for
use with KARL STORZ bipolar
resectoscopes

Reply

KARL STORZ SE & Co. KG
Product Marketing Gynecology
Dr.-Karl-Storz-Straße 34

or fax to
+49 (0)7461/708-75585

78532 Tuttlingen, Germany

Yes, I am interested in the solutions for **operative hysteroscopy** from KARL STORZ.

Please send me a **quote** for

- Intrauterine BIGATTI Shaver (IBS®)**
- Bipolar Office Resectoscope (15 Fr.)**
- Bipolar Resectoscope (22 Fr.)**
- Bipolar Resectoscope (26 Fr.)**
- AUTOCON® III 400 (UH 400)**
- HYSTEROMAT E.A.S.I.® (26 3400 01-1)**
- The following products:
.....
..... (please specify the required products).
- I am interested in **sites** where I can see operative hysteroscopy with the IBS® in use.
- I am interested in **sites** where I can see operative hysteroscopy with the bipolar resectoscope in use:
 - 15 Fr.** **22 Fr.** **26 Fr.**
- Please arrange a **visit** from your sales representative.

My address:

Name, Title

Phone

Clinic, Department

Fax

Street

E-mail

Zip Code, Town/City

Signature



THE DIAMOND STANDARD

KARL STORZ SE & Co. KG
Dr.-Karl-Storz-Straße 34, 78532 Tuttlingen/Germany
Postbox 230, 78503 Tuttlingen/Germany
Phone: +49 (0)7461 708-0
Fax: +49 (0)7461 708-105
E-Mail: info@karlstorz.com
www.karlstorz.com