

# KARL STORZ Resectoscope System Chart System Components

## RESECTOSCOPE CHECKLIST

Telescope



Working Elements and Electrodes



Sheath Sets



Obturator



Forceps with Adaptor



■ TURP and TURBT commonly used procedure equipment  
■ TURBT commonly used procedure equipment

● Blue Light Enabled Models  
● Greenlight Enabled Models

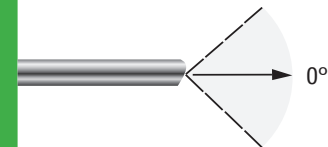
# STORZ

KARL STORZ — ENDOSKOPE

## TELESCOPES

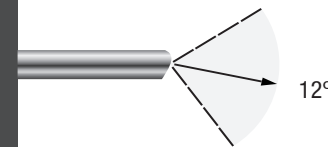
0°

**27005 AA 0 Degree**  
4 mm telescope, autoclavable  
● 27005 AIA



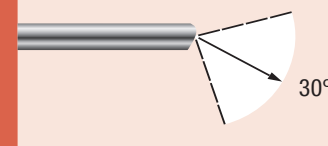
12°

**27005 FA 12 Degree**  
4 mm telescope, autoclavable  
● 27005 FIA



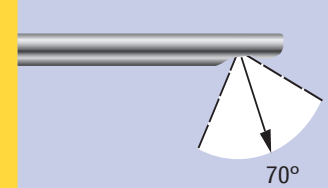
30°

**27005 BA 30 Degree**  
4 mm telescope, autoclavable  
● 27005 BGA  
● 27005 BIA



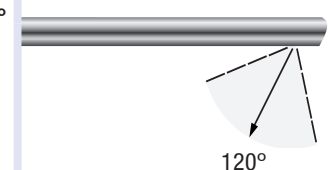
70°

**27005 CA 70 Degree**  
4 mm telescope, autoclavable  
● 27005 CIA



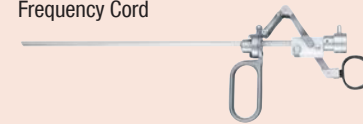
120°

**27005 EA 120 Degree**  
4 mm telescope, autoclavable




## WORKING ELEMENTS

**27040 EB**  
Bipolar  
To be used with UH801 High Frequency Cord



**27050 E/D/C**  
Monopolar  
To be used with 277 KB or 277KB-D/10 High Frequency Cords



## ELECTRODES (Bipolar or Monopolar)

24/26 Fr. 27/28 Fr. See catalog for part numbers



## HIGH FREQUENCY CORDS (Bipolar or Monopolar)

**UH 801**  
Bipolar  
High Frequency cord for use with UH400U, length 400 cm.



**26006 M**  
Monopolar  
With 8 mm plug, compatible with UH400U and Valleylab™ units, length 300 cm.



**277 KB**  
Monopolar  
With 8 mm plug, length 300 cm.



**277KB-D/10**  
Monopolar  
With 8 mm plug, length 200 cm, 10/box, single-use, sterile.



## SHEATH SETS

### CONTINUOUS FLOW (In flow / Out flow)

26 Fr.

**27040 SLK**  
Non-rotating continuous flow sheath set includes 27040 SL outer sheath, 27040 XA inner sheath, and 27282 irrigation tube.



28 Fr.

**27040 SMK**  
Non-rotating continuous flow sheath set includes 27040 SM outer sheath, 27040 XB inner sheath, and 27282 irrigation tube.



26 Fr.

**27050 SLK**  
Rotating continuous flow sheath set includes 27050 SL outer sheath, 27050 XA inner sheath, and 27282 irrigation tube.



28 Fr.

**27050 SMK**  
Rotating continuous flow sheath set includes 27050 SM outer sheath, 27050 XB inner sheath, and 27282 irrigation tube.



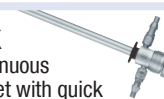
26 Fr.

**27050 SCK**  
Rotating continuous flow sheath set with quick release includes 27050 SC outer sheath, 27050 CA inner sheath, and 27282 irrigation tube.



28 Fr.

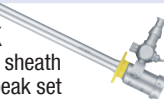
**27050 SDK**  
Rotating continuous flow sheath set with quick release includes 27050 SD outer sheath, 27050 CB inner sheath, and 27282 irrigation tube.



### STANDARD FLOW (In flow)

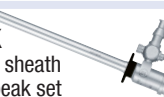
24 Fr.

**27040 BOK**  
Standard flow sheath with oblique beak set includes 27040 BO outer sheath, 27040 OC obturator, and 27282B irrigation tube.




27 Fr.

**27040 AOK**  
Standard flow sheath with oblique beak set includes 27040 AO outer sheath, 27040 OA obturator, and 27282B irrigation tube.



## OBTURATORS

### DEFLECTING




27048 CK

For use with 24/26 Fr. sheaths 27040 BO/SLK, 27050 SCK/SLK

27048 CO

For use with 27/28 Fr. sheaths 27040 AO/SMK, 27050 SDK/SMK

### VISUAL



27050 AE

For use with 27/28 Fr. sheaths 27040 AO/SMK, 27050 SMK

27050 BE

For use with 24/26 Fr. sheaths 27040 BO/SLK, 27050 SLK

### SCHMIEDT VISUAL OBTURATORS



27051 B

For use with 24/26 Fr. sheaths working channel 6 Fr.

27051 A


For use with 27/28 Fr. sheaths working channel 9 Fr.

## OPTICAL FORCEPS

**27072 FSA**  
Grasping Forceps



**27072 BSA**  
Biopsy Forceps



**27072 A\***  
Biopsy Forceps



**27072 DU\*\***  
Biopsy Forceps



**27072 F\***  
Grasping Forceps



**27072 BL**  
Biopsy Forceps, short jaw




**27072 MC**  
Biopsy Forceps, short jaw



\* For use with sheaths 27040 SM, 27050 SD  
\*\* For use with sheaths 27040 SM, 27050 SD/SM

## ADAPTORS

**27094 BY**  
Adaptor to connect forceps to resectoscope sheath. Can be used to modify a resectoscope into cystoscope when used with a 27025 G/GA/GF/GFA bridge.



**27093 SC**  
Adaptor for 27072 A/DU/F to connect to resectoscope sheath (outer sheath only)



## ACCESSORIES

**27224 A**  
Connector with tube for ELLIK Adaptor

**27224 ALO**  
Cone with Connector and locking device for ELLIK Adaptor

**27050 ALC**  
Adaptor for use with ELLIK Adaptor in outer sheath of Resectoscope 27050 SC

This one page overview does not replace the detailed instruction for proper instrumentation assembly as given in the IFU. Please refer to the IFU for complete information on this product.