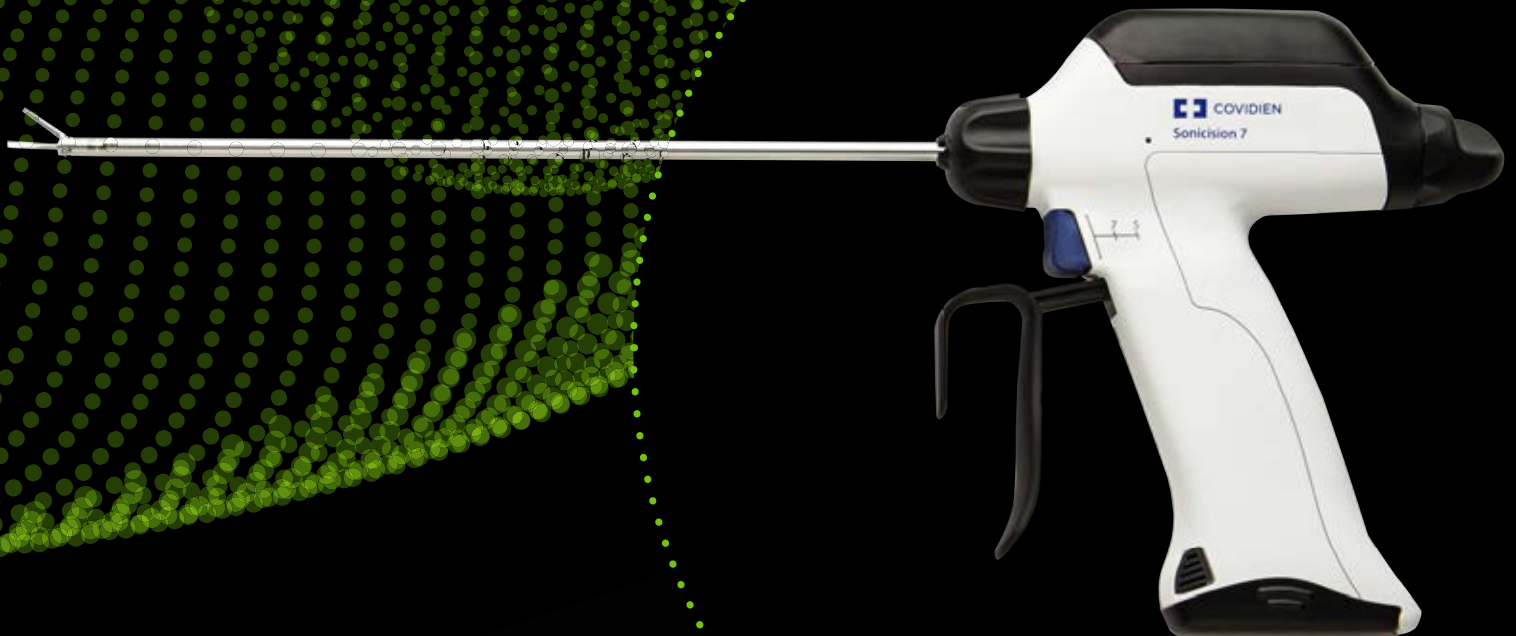


Medtronic

The freedom to do more^{†,‡}

Meet the new and expanded
Sonicision™ 7 curved jaw
cordless ultrasonic device.



†25 out of 27 surgeons surveyed after use agreed, compared to devices that coagulate vessels up to 5 mm.
‡26 out of 27 surgeons surveyed after use agreed, compared to the Sonicision™ curved jaw device.

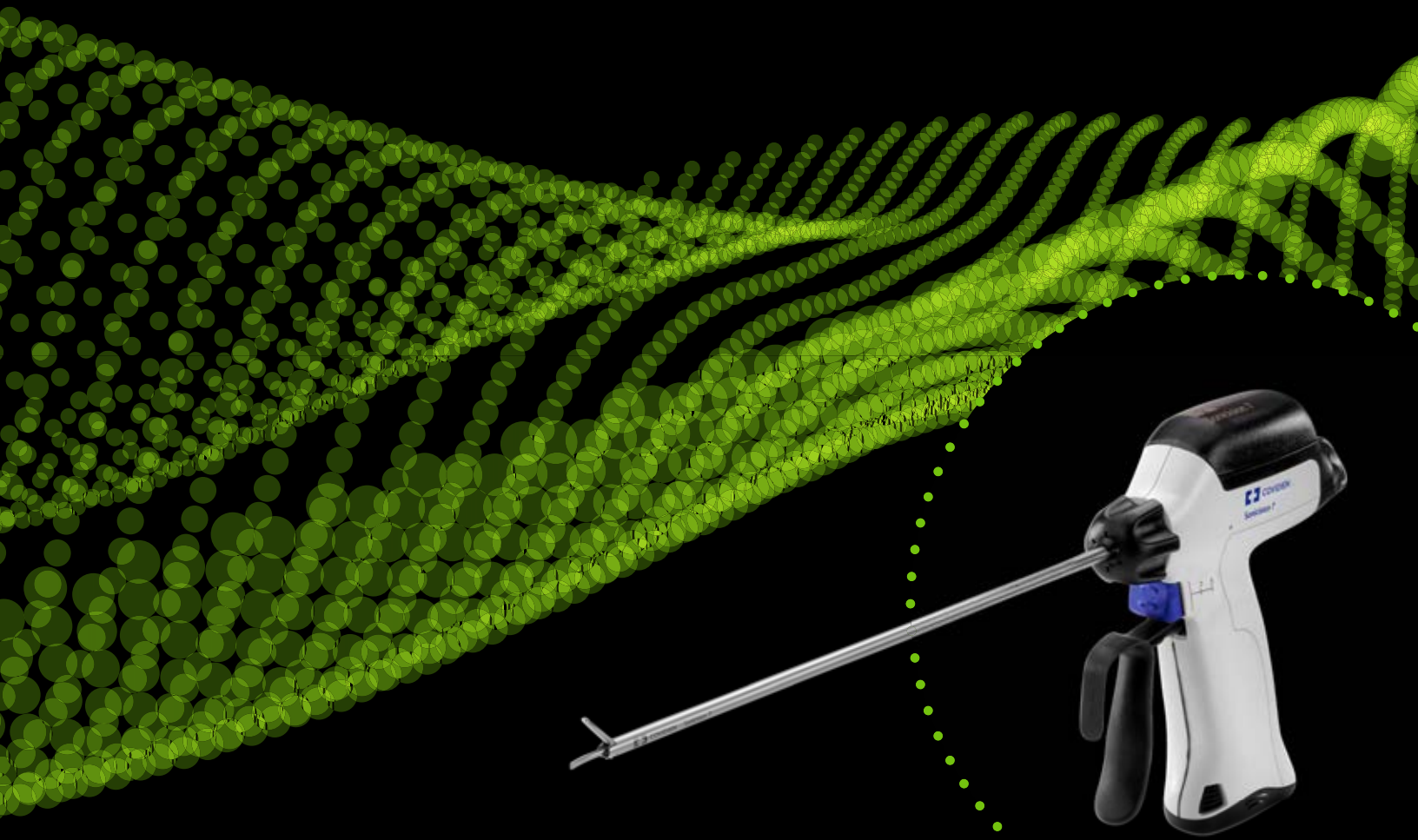


Table of contents

- 3** Introduction
- 4** Features and benefits
- 7** Technology enhancements
- 9** Competitive comparison
- 14** Portfolio
- 15** Ordering information



Still innovating, a decade later

The future never stops revolutionizing. And neither do we. Building on our 10-year history of innovation, our new and expanded Sonicision™ 7 curved jaw ultrasonic device is here. Still the first and only cordless ultrasonic dissector, the Sonicision™ 7 curved jaw device lets you do more with one device.^{1,†,‡}

Capable of dissecting and coagulating vessels up to and including 7 mm in diameter, our latest advancement in ultrasonic dissection delivers the economic value^{1,†} and safer OR experience² your healthcare setting counts on combined with the cordless freedom^{3,§} you depend on.

Experience a new level of versatility for improved surgical efficiency with the Sonicision™ 7 curved jaw device.^{1,4,12,‡,Ω,††,‡‡}

†24 out of 27 surgeons surveyed after use agreed. ‡25 out of 27 surgeons surveyed after use agreed. §29 out of 33 surgeons surveyed after use agreed. Ω29 out of 29 (100%) nurses surveyed after use agreed. ††In a head-to-head comparison with the Harmonic Ace™+7 device, 4 of 8 surgeons surveyed after use said ability to grasp was similar; 4 surgeons said the Sonicision™ 7 device was better. ‡‡Testing performed on bench model on indicated vessel sizes (0-7mm) (p<0.0001).

No cord. No clutter. No compromise.

Effortless efficiency

- Dual-mode energy activation button provides more efficiency in surgical procedures than multi-button activation^{1,††}
- 7-mm vessel coagulation capability improves surgical efficiency over devices that coagulate vessels up to 5 mm^{1,Ω}
- Easy assembly enables procedural efficiency, allowing nurses to have the device ready before the surgeon and patient are in the OR^{3,4,†,††}

The essence of ease

- Dual-mode energy control in one button improves procedural focus^{1,§§}
- Design facilitates comfortable use throughout a variety of procedures^{3,ΩΩ}
- Integrated torque wrench simplifies setup^{4,†††}

†29 out of 33 surgeons surveyed after use agreed. ‡30 out of 33 surgeons surveyed after use agreed. §32 out of 33 surgeons surveyed after use agreed. Ω 25 out of 27 surgeons surveyed after use agreed. ††23 out of 27 surgeons surveyed after use agreed. ‡‡24 out of 29 (82%) nurses surveyed after use answered extremely easy (59%) or easy (24%). §§21 out of 27 surgeons surveyed after use agreed. ΩΩ33 out of 33 surgeons surveyed after use agreed. †††14 out of 14 nurses surveyed after use agreed.

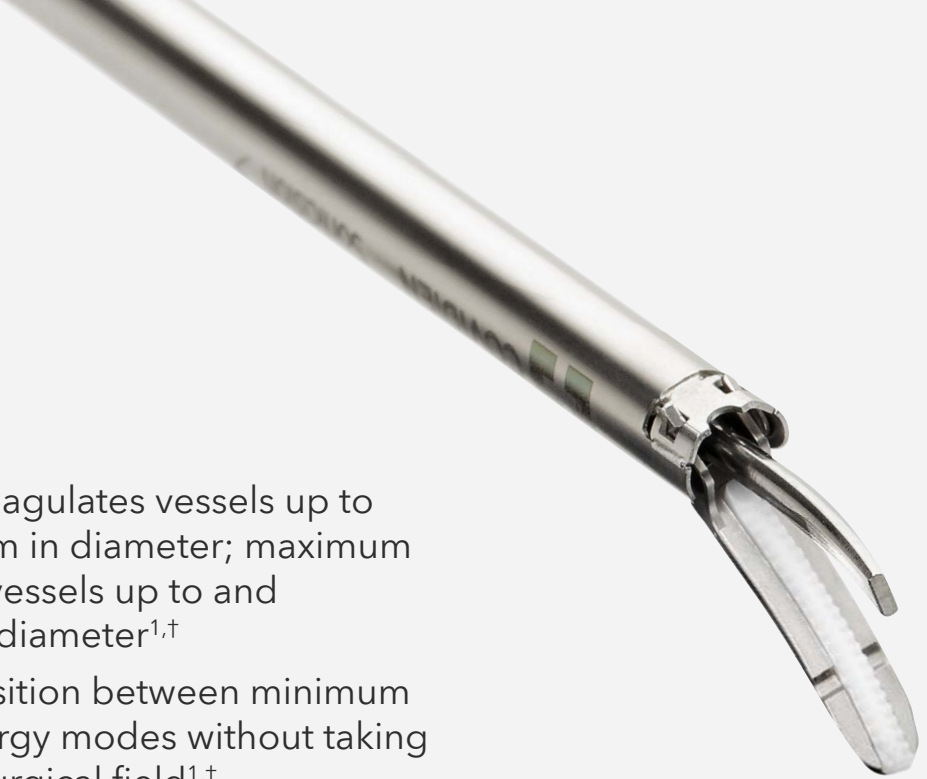
When it comes to mobility during surgery, the cordless design of the Sonicision™ 7 curved jaw device increases your freedom of movement in many ways.^{3,†} Move more naturally during procedures.^{3,‡} Pass the device across the surgical field with ease.^{3,§} Improve overall procedural efficiency in the OR.^{1,Ω}

**Convenience comes in many forms
when you cut the cord.**



All modes and sizes

- Minimum mode coagulates vessels up to and including 7 mm in diameter; maximum mode coagulates vessels up to and including 5 mm in diameter^{1,†}
- Allows simple transition between minimum and maximum energy modes without taking your eyes off the surgical field^{1,†}
- Four shaft lengths for use across a wide range of procedures



The power of portability

- Enables more natural movement^{3,‡}
- Makes instrument exchanges easier^{3,§}
- Saves space in the OR with a smaller footprint^{4,Ω}

[†]26 out of 27 surgeons surveyed after use agreed. [‡]30 out of 33 surgeons surveyed after use agreed. [§]32 out of 33 surgeons surveyed after use agreed. ^Ω29 out of 29 (100%) nurses surveyed after use agreed in comparison to the Ethicon Ace+7 or HD 1000i devices.

Next-generation design meets everyday convenience

With the Sonicision™ 7 curved jaw device, you'll get a generator and battery that power reliability and efficiency before, during, and after your procedures.



A reusable generator that:

- Streamlines cleaning and sterilization because it's autowashable and autoclavable
- Fits in the palm of your hand
- Works for 150 procedures before you need to replace it⁵


An intuitive, easy-to-use^{4,†} battery charger that:

- Makes it easy to interpret battery charge status^{4,†} and battery end-of-life indications^{4,†}
- Enables efficient battery usage management^{4,†}



A reusable nonsterile battery pack that offers:

- 88% more battery capacity^{6,§}
- Twice the number of procedural uses – from 100 to 200^{7,8,§}



[†]28 out of 28 (100%) nurses surveyed after use agreed. [‡]27 out of 28 (96%) nurses surveyed after use agreed. [§]Compared to the first generation Sonicision™ system.

Flexible as you want. To dissect the way you need.



We know the devices you want in your OR are the ones that can keep up with your wide range of needs during surgery. The Sonicision™ 7 curved jaw device doesn't just move with you, it contributes to a safer OR for everyone.² Discover what makes it another step forward for cordless ultrasonic dissection and vessel coagulation.

Next-level versatility, next-level efficiency

With distinct minimum and maximum energy activation modes, the Sonicision™ 7 curved jaw device offers greater versatility^{1,†,‡,§,Ω} for more procedural uses.

- Minimum mode facilitates effective hemostatic dissection and coagulation for vessels up to and including 7 mm in diameter^{1,†,§}
- Maximum mode delivers efficient hemostatic dissection and coagulation for vessels up to 5 mm in diameter^{1,†,§}

The dual-mode energy control provides access to ultrasonic dissection and vessel coagulation in the same button – putting versatility at your fingertips and your complete focus on the surgical field.^{1,‡}

[†]25 out of 27 surgeons surveyed after use agreed. [‡]26 out of 27 surgeons surveyed after use agreed. [§]27 out of 27 surgeons surveyed after use agreed. ^Ω25 out of 27 surgeons surveyed after use agreed, compared to the Sonicision™ curved jaw device.

Designed for access and visibility

The tapered jaw design of the Sonicision™ 7 curved jaw device provides the access and visibility you need to advance care. Get precise access to tissue planes^{3,†} and access in tight spaces.^{3,‡} Visualize target structures^{3,‡} and the tips of the device throughout your procedures.^{3,‡} Discover its ability to follow curved anatomical structures.^{3,§}

The culmination of innovation

Every step matters on the journey toward clinical innovation. That's why we gauge each piece of our cordless ultrasonic dissection system through that lens – and design meaningful solutions to your most pressing needs. Learn how we're putting innovation to work for you with the Sonicision™ 7 curved jaw device.



100%

of surgeons surveyed agree the Sonicision™ 7 curved jaw device is comfortable to use throughout procedures^{3,‡}

100%

of nurses surveyed agree the Sonicision™ 7 curved jaw device's troubleshooting steps are clear and easy to follow^{4,Ω}

Majority

of surgeons surveyed agree the Sonicision™ 7 device's dual-mode activation button is more intuitive than the activation buttons on the Harmonic Ace +7 device^{1,††}

Majority

of nurses surveyed agree the Sonicision™ 7 curved jaw device is easier to assemble than the Harmonic™ scalpel^{4,‡‡}

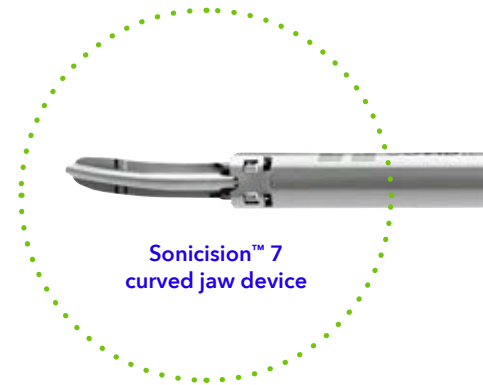
†30 out of 33 surgeons surveyed after use agreed. ‡33 out of 33 surgeons surveyed after use agreed. §31 out of 32 surgeons surveyed after use agreed. Ω28 out of 28 (100%) nurses surveyed after use agreed. ††In a head-to-head comparison with the Harmonic Ace™+7 device, 7 of 8 surgeons surveyed after use said the dual mode activation button of the Sonicision™ 7 device was more intuitive to use than the activation buttons for the Harmonic Ace™ +7 device. ‡‡19 out of 29 (65%) nurses surveyed after use answered a lot easier (41%) or easier (24%).

Advanced ultrasonic dissection that's ahead of the curve

Sonicision™ 7 curved jaw device vs. Harmonic ACE™+ 7 device

- Freedom of movement^{3,†}
- Faster activation time through different tissue types^{10,‡}
- Ease of assembly^{4,§}
- More intuitive dual-mode activation button^{1,Ω}
- 7 mm coagulation indication¹³
- Acute hemostasis^{10,††}
- Dissection speed^{9,‡‡}
- Surgical plume^{1,§§}
- Thermal spread^{10,ΩΩ}
- Jaw design: enable access and visualization of target^{1,†††,‡‡‡}
- Max jaw temp ultrasonic jaw^{9,§§§}
- Max jaw temp non-active, moveable jaw^{9,ΩΩΩ,††††}
- Max shaft temp^{9,††††}
- Jaw cool-down time, ultrasonic jaw^{9,§§§§}
- Jaw cool-down time non-active, moveable jaw^{9,ΩΩΩΩ,†††††}

● = Sonicision™ 7 curved jaw device performs better ● = No difference found between devices



Harmonic™ ACE+ 7 device

Jaw comparison


The Sonicision™ 7 curved jaw device features a thinner active blade than the Harmonic ACE™+ 7 device.^{11,‡‡‡‡} The device's jaw profile enables access in tight spaces^{3,§§§§§} while the jaw taper provides precise access to tissue planes^{3,ΩΩΩΩΩ} and allows effective dissection.^{1,†††††}

Device	Width at tip of active blade	Width at base of active blade	Length of active blade
Sonicision™ 7 curved jaw device	0.8 mm	1.6 mm	14.5 mm
Harmonic™ ACE+ 7 device	1.1 mm	2.2 mm	15.3 mm

†29 out of 33 surgeons surveyed after use agreed. ‡Testing performed on in-vivo model. Tissue types included isolated vasculature and A/V bundles, root of the small bowel mesentery, small bowel mesentery, broad ligament, omentum (p=0.0002). §19 out of 29 (65%) nurses surveyed after use answered a lot easier (41%) or easier (24%). ΩIn a head-to-head comparison with the Harmonic™ Ace +7 device, 7 of 8 surgeons surveyed after use said the dual mode activation button of the Sonicision™ 7 device was more intuitive to use than the activation buttons for the Harmonic™ Ace +7 device. ††Testing performed on in-vivo model on indicated vessel sizes (0-7 mm). Tissue types included isolated vasculature and A/V bundles, root of the small bowel mesentery, broad ligament, omentum (p=0.1214). †††Testing performed on bench model and measured across 10 consecutive activations (p=0.0984). §§In a head-to-head comparison with the Harmonic Ace™+7 device, 3 of 8 surgeons surveyed after use said plume was similar; 3 surgeons said the Sonicision™ 7 device created less plume. ΩΩTesting performed on in-vivo model (p=0.0637). ††††In a head-to-head comparison with the Harmonic Ace™+7 device, 7 of 8 surgeons surveyed after use said access was similar; 1 surgeon said the Sonicision™ 7 device was better. †††††In a head-to-head comparison with the Harmonic Ace™+7 device, 7 of 8 surgeons surveyed after use said visualization was similar; 1 surgeon said the Sonicision™ 7 device was better. §§§Testing performed on bench model (p=0.1143). ΩΩΩTesting performed on bench model and measured across 10 consecutive activations (p=0.4196). ††††Testing performed on bench model (p=0.2210). †††††Testing performed on bench model and measured across 10 consecutive activations (p=0.4786). §§§§Testing performed on bench model (p=0.0928). ΩΩΩΩTesting performed on bench model and measured across 10 consecutive activations (p=0.9397). †††††Testing performed on bench model (p=0.3306). †††††Active blade measured at the tip and the base. §§§§§33 out of 33 surgeons surveyed after use agreed. ΩΩΩΩΩ30 out of 33 surgeons surveyed after use agreed. †††††27 out of 27 surgeons surveyed after use agreed.

Sonicision™ 7 curved jaw device vs. Harmonic™* HD1000i device

- Freedom of movement^{3,†}
 - Dissection speed^{9,+}
 - High burst pressures^{12,§}
 - Lower max jaw temp non-active, movable jaw^{9,Ω}
 - Faster jaw cool-down time non-active movable jaw^{9,††}
 - 7 mm coagulation indication¹³
 - Acute hemostasis^{10,‡‡}
 - Thermal spread^{10,§§}
 - Max jaw temp ultrasonic jaw^{9,ΩΩ}
 - Max shaft temp^{9,†††}
 - Jaw cool-down time, ultrasonic jaw^{9,‡‡‡}
- = Sonicision™ 7 curved jaw device performs better ● = No difference found between devices



Sonicision™ 7 curved jaw device



Harmonic™* HD1000i device

Jaw comparison


The Sonicision™ 7 curved jaw device features a thinner active blade than the Harmonic™* HD1000i device.^{11,§§§} The device's jaw profile enables access in tight spaces^{3,ΩΩΩ} while the jaw taper provides precise access to tissue planes^{3,††††} and allows effective dissection.^{1,‡‡‡‡}

Device	Width at tip of active blade	Width at base of active blade	Length of active blade
Sonicision™ 7 curved jaw device	0.8 mm	1.6 mm	14.5 mm
Harmonic™* HD1000i device	1.1 mm	2.3 mm	19.0 mm

†29 out of 33 surgeons surveyed after use agreed. ‡Testing performed on bench model and measured across 10 consecutive activations (p=0.0002). §Testing performed on bench model on indicated vessel sizes (0-7 mm) (p=0.0069). ΩTesting performed on bench model and measured across 10 consecutive activations (p<0.0001). Tested devices measured over 60°C. ††Testing performed on bench model and measured across 10 consecutive activations (p<0.0001). ‡‡Tissue types included in testing with an in-vivo model are isolated vasculature and A/V bundles, root of the small bowel mesentery, small bowel mesentery, broad ligament, omentum (p=0.4976). §§Tissue types included in testing with an in-vivo model are Isolated vasculature and A/V bundles (p=0.3197). ΩΩTesting performed on bench model (p=0.7642). †††Testing performed on bench model and measured across 10 consecutive activations (p=0.4458). ‡‡‡Testing performed on bench model and measured across 10 consecutive activations (p=0.6841). §§§Active blade measured at the tip and the base. ΩΩΩ33 out of 33 surgeons surveyed after use agreed. ††††30 out of 33 surgeons surveyed after use agreed. ‡‡‡‡27 out of 27 surgeons surveyed after use agreed.

Sonicision™ 7 curved jaw device vs. Olympus Thunderbeat™ Type S device

- Freedom of movement^{3,†}
 - Dissection speed^{9,‡}
 - Acute hemostasis^{10,§}
 - Burst pressure in large vessels^{12,Ω}
 - Lower max shaft temp^{9,††}
 - Lower max jaw temp non-active, movable jaw^{9,‡‡}
 - Faster jaw cool-down time ultrasonic jaw^{9,‡}
 - Faster jaw cool-down time non-active movable jaw^{9,‡}
 - 7 mm coagulation indication¹³
 - Thermal spread^{10,§§}
 - Max jaw temp ultrasonic jaw^{9,ΩΩ,†††}
- = Sonicision™ 7 curved jaw device performs better ● = No difference found between devices




Jaw comparison

The Sonicision™ 7 curved jaw device features a thinner active blade than the Olympus Thunderbeat™ Type S device.^{11,†††} The device's jaw profile enables access in tight spaces^{3,§§§} while the jaw taper provides precise access to tissue planes^{3,ΩΩΩ} and allows effective dissection.^{1,††††}

Device	Width at tip of active blade	Width at base of active blade	Length of active blade
Sonicision™ 7 curved jaw device	0.8 mm	1.6 mm	14.5 mm
Olympus Thunderbeat™ Type S device	1.1 mm	2.1 mm	21.0 mm

†29 out of 33 surgeons surveyed after use agreed. ‡Testing performed on bench model and measured across 10 consecutive activations (p<0.0001). §Tissue types included in in-vivo testing are isolated vasculature and A/V bundles, root of the small bowel mesentery, small bowel mesentery, broad ligament, omentum (p=0.0016). ΩTesting performed on bench model on indicated vessel sizes (5.1-7 mm) (p= 0.0036). ††Testing performed on bench model and measured across 10 consecutive activations (p<0.0001) measured within distal 2 cm. †††Testing performed on bench model and measured across 10 consecutive activations (p<0.0001). Both devices tested exceeded 60°C. §§Tissue types included in in-vivo testing are isolated vasculature and A/V bundles (p=0.1514). ΩΩTesting performed on bench model and measured across 10 consecutive activations (p=0.7949). ††††Testing performed on bench model (p=0.9144). ††††Active blade measured at the tip and the base. §§§33 out of 33 surgeons surveyed after use agreed. ΩΩΩ 30 out of 33 surgeons surveyed after use agreed. ††††27 out of 27 surgeons surveyed after use agreed.




Sonicision™ 7 curved jaw device vs. Harmonic ACE™*+

- Freedom of movement^{3,†}
 - Ease of assembly^{4,‡}
 - 7 mm coagulation indication¹³
- = Sonicision™ 7 curved jaw device performs better ● = No difference found between devices

Jaw comparison

The Sonicision™ 7 curved jaw device features a thinner active blade than the Harmonic ACE™*+ device.^{11,§} The device's jaw profile enables access in tight spaces^{3,Ω} while the jaw taper provides precise access to tissue planes^{3,††} and allows effective dissection.^{1,‡‡}

Device	Width at tip of active blade	Width at base of active blade	Length of active blade
Sonicision™ 7 curved jaw device	0.8 mm	1.6 mm	14.5 mm
Harmonic ACE™*+ device	1.1 mm	2.2 mm	14.4 mm



Sonicision™ 7 curved jaw device



Harmonic™ ACE+ device


†29 out of 33 surgeons surveyed after use agreed. ‡19 out of 29 (65%) nurses surveyed after use answered a lot easier (41%) or easier (24%).
 §Active blade measured at the tip and the base. Ω33 out of 33 surgeons surveyed after use agreed. ††30 out of 33 surgeons surveyed after use agreed. ‡‡27 out of 27 surgeons surveyed after use agreed.

Do more with one device.

We've made room for more freedom and new possibilities with the Sonicision™ 7 curved jaw device. Discover how it improves surgical efficiency^{1,†} and reduces the need for additional instruments in your OR,^{1,‡} thanks to its ability to coagulate vessels up to and including 7 mm in diameter.^{1,†} Learn how it boosts procedural efficiency with an easy assembly that allows nurses to have the device ready before the surgeon and patient are in the OR.^{3,4,§,Ω} But where the Sonicision™ 7 curved jaw device hasn't changed are the areas that matter most.

Sonicision™ 7 curved jaw device vs. Sonicision™ curved jaw device

- Freedom of movement^{3,Ω}
 - Acute hemostasis^{10,††}
 - Thermal spread^{10,‡‡}
 - Max jaw temperature ultrasonic jaw^{9,§§}
 - Max shaft temperature^{9,ΩΩ}
 - Jaw cool down time non-active movable jaw^{9,†††}
 - Dissection speed^{9,‡‡‡,§§§}
- = Sonicision™ 7 curved jaw device performs better ● = No difference found between devices



Sonicision™ 7 curved jaw device

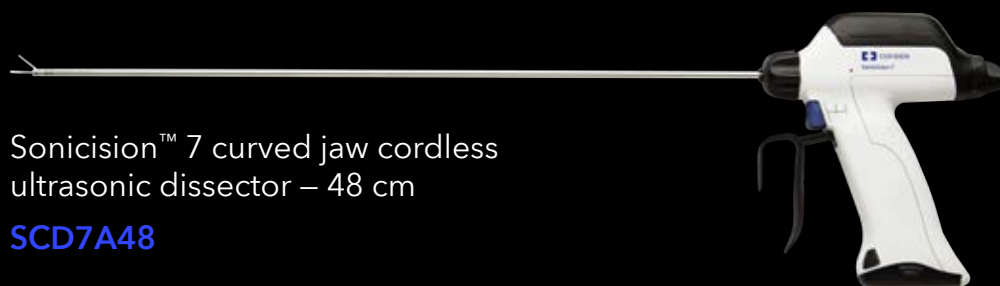


Sonicision™ curved jaw device

†25 out of 27 surgeons surveyed after use agreed. ‡24 out of 27 surgeons surveyed after use agreed. §24 out of 29 (82%) nurses surveyed after use answered extremely easy (59%) or easy (24%). Ω29 out of 33 surgeons surveyed after use agreed. ††Tissue types included in in-vivo model are isolated vasculature and A/V bundles, root of the small bowel mesentery, small bowel mesentery, broad ligament, omentum (p=0.2464). ‡‡Tissue types included in in-vivo model are isolated vasculature and A/V bundles (p=0.1724). §§Testing performed on bench model (p=0.0811). ΩΩTesting performed on bench model and measured across 10 consecutive activations (p=0.2911). †††Testing performed on bench model and measured across 10 consecutive activations (p=0.3276). ‡‡‡Testing performed on bench model and measured across 10 consecutive activations (p=0.9293). §§§Testing performed on bench model (p=0.4816).

Four sizes. Many applications.

Our Sonicision™ 7 curved jaw cordless ultrasonic portfolio is sized for flexibility. With four shaft lengths, you're sure to find the right fit for many of your procedural needs.



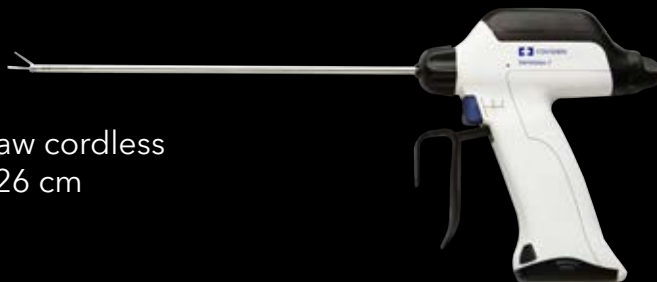
Sonicision™ 7 curved jaw cordless ultrasonic dissector – 48 cm

SCD7A48



Sonicision™ 7 curved jaw cordless ultrasonic dissector – 39 cm

SCD7A39



Sonicision™ 7 curved jaw cordless ultrasonic dissector – 26 cm










SCD7A26



Sonicision™ 7 curved jaw cordless ultrasonic dissector – 13 cm

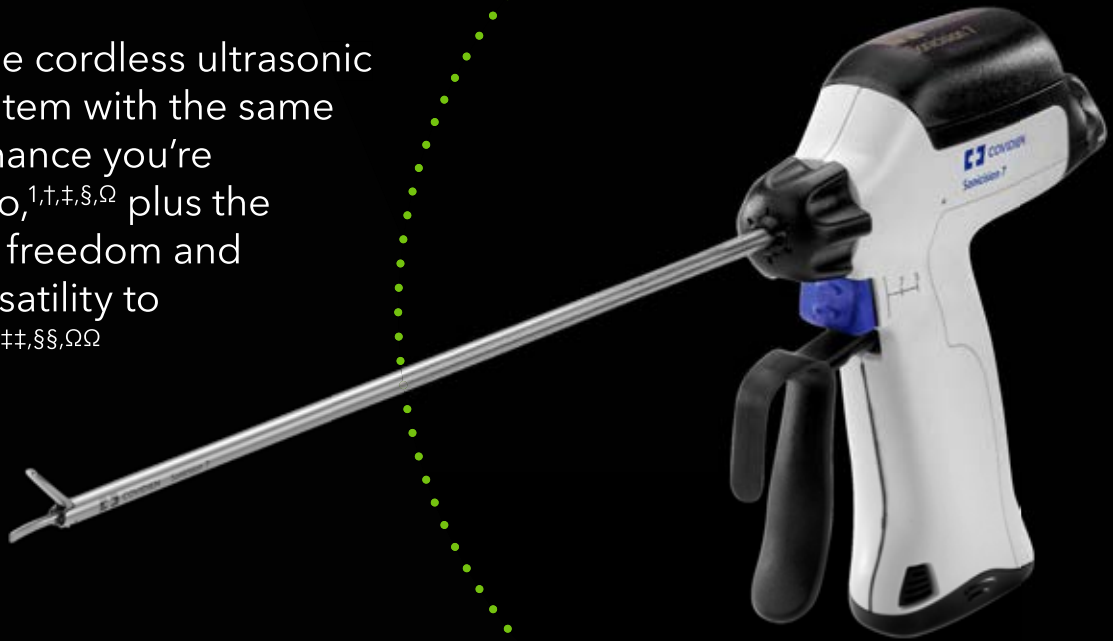
SCD7A13

Our new lineup of devices and accessories

	Product Code	Description	Quantity
	SCD7A13	Sonicision™ 7 13 cm Curved Jaw Cordless Ultrasonic Dissector	6/case
	SCD7A26	Sonicision™ 7 26 cm Curved Jaw Cordless Ultrasonic Dissector	6/case
	SCD7A39	Sonicision™ 7 39 cm Curved Jaw Cordless Ultrasonic Dissector	6/case
	SCD7A48	Sonicision™ 7 48 cm Curved Jaw Cordless Ultrasonic Dissector	6/case
	CBCA	Sonicision™ Battery Charger	1/each
	SCSTA	Sonicision™ Reusable Sterilization Tray	1/each
	SCBA	Sonicision™ Reusable Battery Pack	1/each
	SCBIGA	Sonicision™ Reusable Battery Insertion Guide	2/pack
	SCG7AB	Sonicision™ 7 reusable generator	1/each

Get more.

Experience the cordless ultrasonic dissection system with the same great performance you're accustomed to,^{1,†,‡,§,Ω} plus the one-of-a-kind freedom and enhanced versatility to do more.^{1,4,12,‡,‡‡,§§,ΩΩ}



Make the Sonicision™ 7 curved jaw ultrasonic device yours. Contact your Medtronic sales representative to learn more.

†26 out of 27 surgeons surveyed after use agreed. ‡25 out of 27 surgeons surveyed after use agreed. §27 out of 27 surgeons surveyed after use agreed. Ω25 out of 27 surgeons surveyed after use agreed, compared to the Sonicision™ curved jaw device. ††26 out of 27 surgeons surveyed after use agreed, compared to the Sonicision™ curved jaw device. ‡‡29 out of 29 (100%) nurses surveyed after use agreed. §§In a head-to-head comparison with the Harmonic Ace™+7 device, 4 of 8 surgeons surveyed after use said ability to grasp was similar; 4 surgeons said the Sonicision™ 7 device was better. ΩΩTesting performed on bench model on indicated vessel sizes (0-7mm) (p<0.0001).

1. Based on internal test report #RE00329878 rev A, Marketing evaluation of surgeon experience using the Sonicision™ 7 curved jaw cordless ultrasonic dissector. Apr. 14-15 and 20-22, 2021. 2. Brogmus G, Leone W, Butler L, Hernandez E. Best practices in OR suite layout and equipment choices to reduce slips, trips, and falls. AORN J. 2007;86(3):384-394. 3. Based on internal test report #R0042752 rev A, Marketing evaluation of surgeon experience using the Sonicision™ curved jaw cordless ultrasonic dissector. Feb. 13-17, Feb. 28, March 3, May 16, 2017. 4. Based on internal test report #R0049393 rev A, Operating room staff marketing evaluation of the Sonicision™ curved jaw cordless ultrasonic dissector. Dec. 1, 6-7, 2016. 5. Based on internal test report #RE00108733, rev A, Reusable life test verification report (SCGAA-TA9). August 24, 2017. 6. Based on internal test memo #RE00153542, rev B, Battery capacity comparison between SCB and SCBA. May 17, 2018. 7. Based on internal test report #R0042707, rev A, Reusable life test verification report for the SCBA reusable battery pack. April 26, 2017. 8. Based on internal test report #RE00113195, rev A, Reusable life test verification report for the SCBA reusable battery pack - Oxivir. September 13, 2017. 9. Based on internal test report #RE00341903 rev A, Market Research Report - Thermal Profile Comparison with the SPD-85, Thunderbeat Type S, Harmonic Ace+7, Harmonic HD 1000i, SPD-83, and LigaSure LF18XX and LF19XX Devices; Test dates: August 3rd, 4th, 5th, and September 15th, 2021. 10. Based on internal test report #RE00341899 rev A, Market Research Pre-Clinical Report - Acute Porcine Study Comparison with the SPD-85, Thunderbeat Type S, Harmonic Ace+7, Harmonic HD 1000i, SPD-83, and LigaSure LF18XX and LF19XX Devices; July 26, 27, 30 2021. 11. Based on internal test report RE00147772, rev D, Sabre blade comparison report. April 18, 2018. 12. Based on internal test report RE00341901 Rev A Market Research Report - Comparison of the Renal Artery Burst Pressure Performance with the SPD-85, Thunderbeat Type S, Harmonic Ace+7, Harmonic HD 1000i, SPD-83, and LigaSure LF18XX and LF19XX Devices; June 22-24, 28-30, July 1, and July 7, 2021. 13. Sonicision™ 7 Cordless Ultrasonic Dissection System [user's guide]. Minneapolis, MN: Medtronic, 2021.

©2022 Medtronic. Medtronic, Medtronic logo, and Engineering the extraordinary are trademarks of Medtronic.

™ Third-party brands are trademarks of their respective owners. All other brands are trademarks of a Medtronic company.

11/2022 - US-SE-2200091 - [WF#6351328]

5920 Longbow Drive
Boulder, CO 80301 800.722.8772

[medtronic.com/covidien](https://www.medtronic.com/covidien)

Medtronic