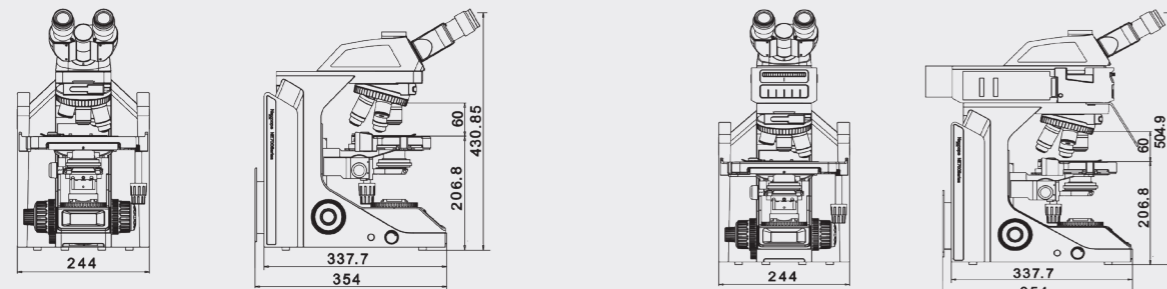


## NE700 Biological Microscope Specifications

Optical system	Infinity optical system	
Eyepiece(F.O.V., mm)	10X/22mm,with diopter adjustment -5 ~ +5, Dia.Φ30	
Viewing tubes	Inclination angle 30°,Seidentopf binocular head with 360 degree rotation,pupillary distance:47-78mm	
	Inclination angle 30°,Seidentopf trinocular head,pupillary distance:47-78mm,Eyepiece/Port R:T=50:50	
	Inclination angle 30°,Seidentopf trinocular head,pupillary distance:47-78mm,Eyepiece/Port R:T=100:0/100:0	
	Inclination angle 30°,digital viewing head,pupillary distance:47-78mm	
Objective	Infinite plan achromatic objective(4X,10X,20X,40X,100X)	
	Infinite plan phase contrast objective(10X,20X,40X,100X)	
	Infinite plan S-Apo fluorescence objective(4X,10X,20X,40X,100X)	
Nosepiece	Quintuple coding nosepiece	
Stage	Rackless stage 235X150mm,moving range 78mmX54mm,hard oxidized stage, can be replaced bytempered glass stage or sapphire stage	
Condenser	Abbe condenser(NA0.9),with Iris diaphragm	
	Swing-out achromatic condensor(NA0.9/0.25),with Iris diaphragm	
	NA1.25 sliding-in turret phase contrast kit	
	NA1.3-1.26 oil dark filed condenser	
Focusing system	Coaxial coarse and fine adjustment,coarse stroke 28mm,fine precision 0.001mm	
	Transmission	3W color and temperature adjustable,LED (LCD display magnification, time sleeping,brightness indication and lock,etc.)
Fluorescence	LED illumination, 3 wave 4-position fluorescent turrent, with Iris diaphragm	
Camera attachment	1X photo attachment, 0.5X photo attachment, adjustable focusing	
Phase contrast	Simple polarization set	

### DIMENSION FIGURE

(Unit: mm)



NE710

NE710-FL

**Nexcope**<sup>®</sup>

NINGBO YONGXIN OPTICS CO.,LTD.

Add:NO.169 Mujin Road, Hi-tech Industry Park,Ningbo,China P.C.:315040

Tel: +86-0574-87915339

Fax: +86-0574-87903144

http://www.nexcope.com

NANJING JIANGNAN NOVEL OPTICS CO.,LTD.

Tel: +86-025-87720110

Fax: +86-025-85800086

E-mail: web@jnoec.com

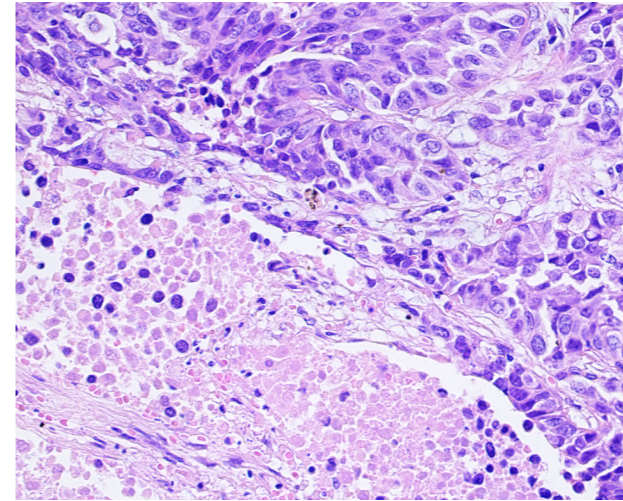
**Nexcope**<sup>®</sup>

**NE700**  
UPRIGHT MICROSCOPE



# NE700 Series Upright Biological Microscope

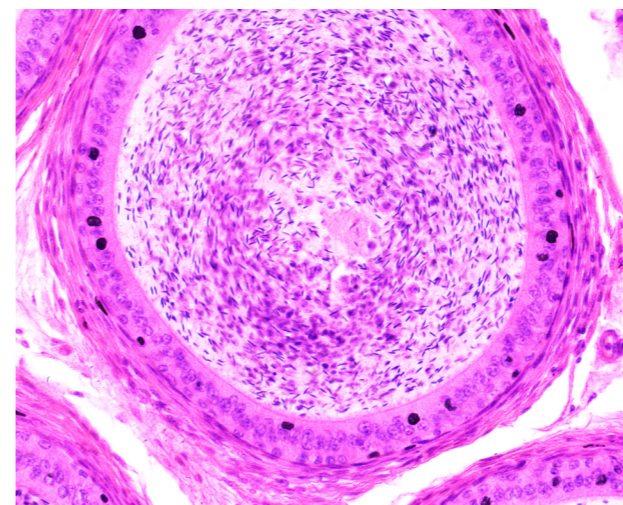
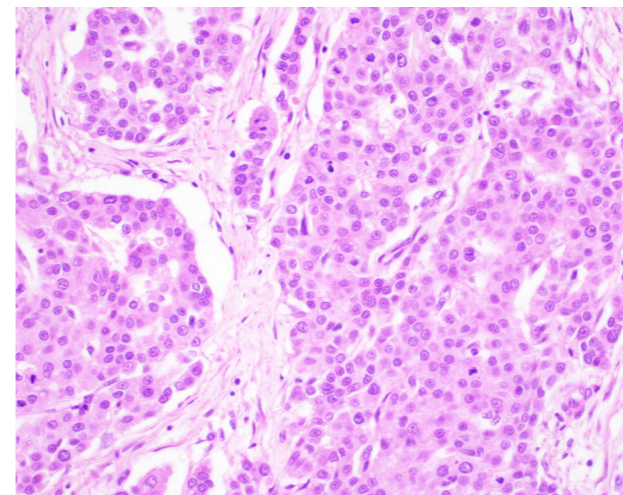
The latest NE700 series microscope is designed for professional laboratory microscopic observation. On the one hand it has upgraded optical system, NIS infinity optics system provides excellent extendibility for this microscope, high numerical aperture (NA) plan achromatic objective and various types of optical components which have adopted multilayer coating technology could ensure the image quality. On the other hand, improving comfort and operation convenience continuously, and the LCD screen in front of the microscope displays real-time status of microscope during working, universal condenser, stopper that can be used to set the upper limit of the stage height etc., these structures ensure that beginners can use it smoothly. Ergonomic design helps you to stay focused for longer by reducing the strain on your body, which is the best choice for scientific research experimenters and medical examiners for microscopic observation.



**High quality images**

**Intuition in operation**

**Comfort in use**



## Superior Optical Design Brings up High Quality Images

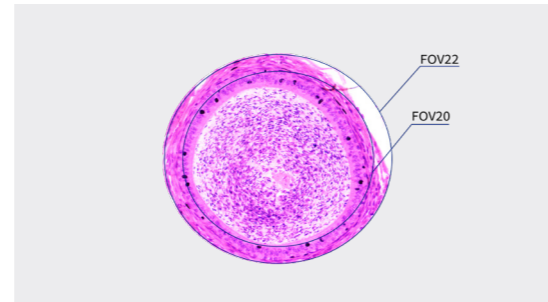
### NIS series plan achromatic objectives

NE700 employs NIS series plan achromatic objectives, which feature flat, sharp images up to the periphery of the field of view. High numerical aperture (NA) and long working distances, with high resolution, and a wide variety of usage are available. Restore the real colors and realize accurate observation of samples.




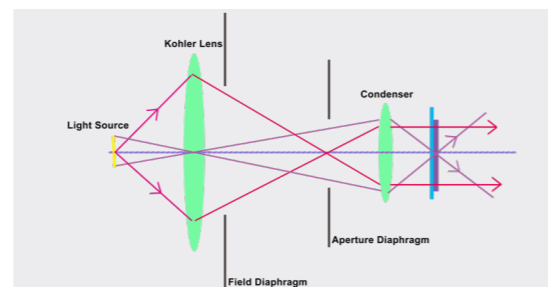
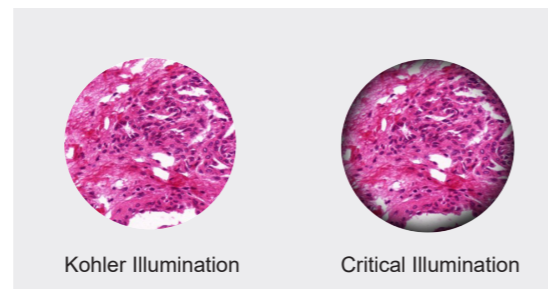
### Observation with FOV of 22 mm

NE700 can enhance efficiency of sample observation when equipped with FOV22 tubes and lenses.



### Kohler illumination, uniform brightness throughout the field of view

Adding a Kohler mirror in front of light source to provide bright and uniform field of view. Matching NIS infinity optical system and high-resolution objective, provides you perfect microscopic imaging.



## User-friendly, even beginners can operate stress-free

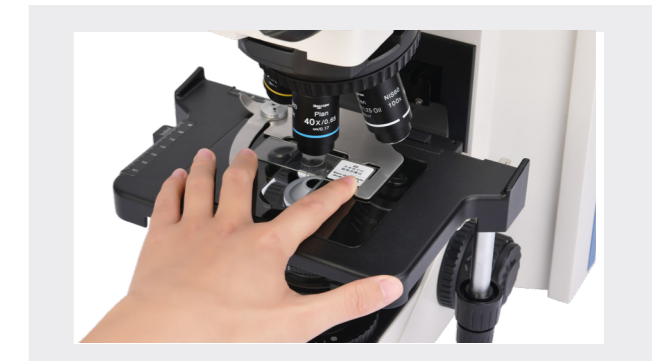
### Comfortable and worry free focus knob

Low position focus knob design, different areas on the specimen slide can be easily explored while resting your hands on the table, with adjustable torque could improve comfort. NE700 is equipped with a stopper that can be used to set the upper limit of the stage height, the stage stops at the set height even when the focus knob is turned, thereby eliminating the risk of over-focusing and breaking the slides or damaging the objectives.



### Put Slide by one hand

Slides can be quickly slid in and out with one hand. The universal sample holder is suitable for a variety of slide types, such as Hemocytometer.



### Easy-to-rotate quintuple nosepiece

High-precision machining ensures smoothness and durability in use. The nosepiece features an easy grip for smooth rotation, and accommodates up to five objectives, users can also choose 2X objective with large field of view and phase contrast objectives.



### Uniform and stable brightness

The LED light source produces daylight lighting conditions, so that the sample presents a natural color. LED design life span is 50,000 hours, which not only reduces maintenance costs, but also keeps the brightness stable during use.

### Universal condenser is more convenient to use

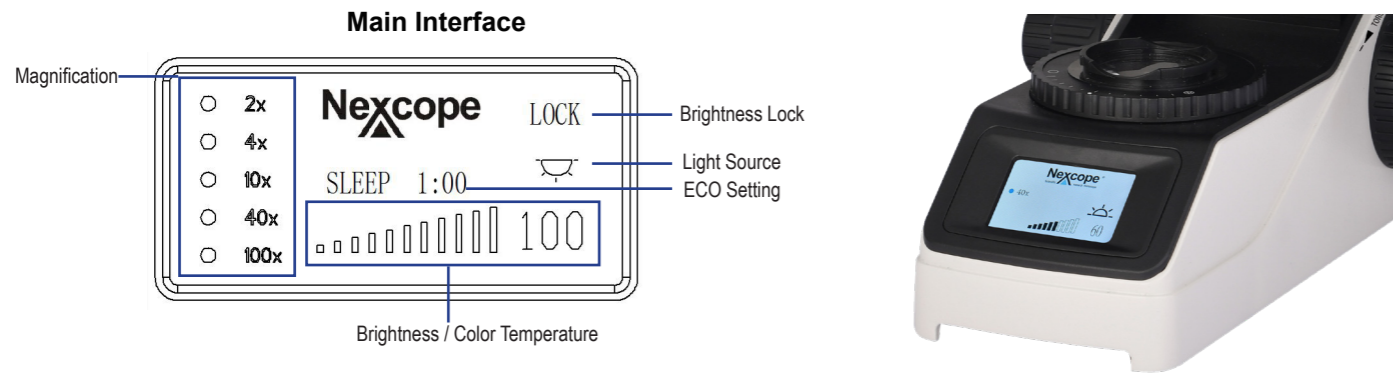
Users can switch from 4X to 100X without moving the top lens. Contrast adjustment is performed by adjusting the iris diaphragm.



# Intuitive operation and easy-to-use

## Status display

Using status including magnification, brightness, color temperature, stand by status are shown on the LCD which is in front of microscope

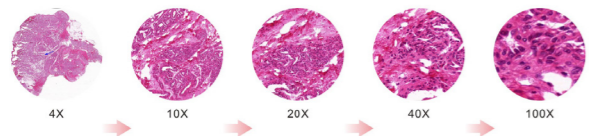


## Smart design

Longtime microscope observation requires frequent magnification switching, brightness adjustment, color temperature adjustment, etc. NE700 simplifies these repetitive mechanical operations and reflected status on the LCD to improve work efficiency and provide comfortable user experience.

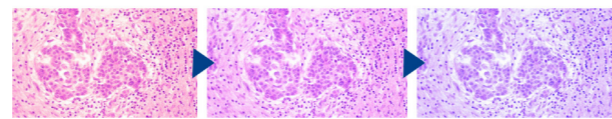
## Maintains comfortable brightness when switching magnifications

NE700 features intelligent Light Intensity Management which automatically remembers and sets the light intensity level for each objective, with this function, users can increase comfort and save time when the routine requires frequent magnification changes.



## Color temperature adjustable

The LED light source produces daylight lighting conditions, so that the sample presents a natural color. Since the color temperature can be changed according to observation demand, even if brightness is changed, the brightness and color temperature could keep users feel comfortable.



## Realize various functions with one brightness control knob

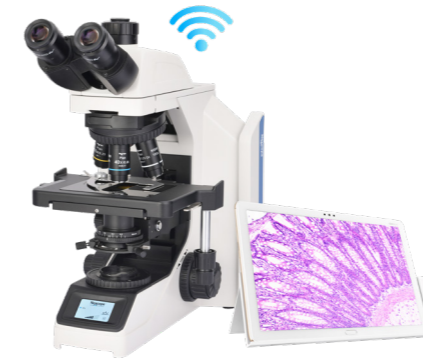
- Single click: enter standby status
- Double click: light intensity lock or unlock
- Rotate: adjust brightness
- Press and rotate up direction: adjust brightness
- Press and rotate down direction: adjust color temperature
- Hold the press for 3s: setting ECO

## Automatically power off after a period of inactivity

NE700 is equipped with an ECO mode which automatically turns off the illumination after a certain period of inactivity, the length of the inactivity period is adjustable, with ECO mode, it helps you save power and extend microscope life.

## Multifunctional digital head (optional)

Built-in camera device, supporting Android, iOS, Windows OS, both wired and WIFI are available. Images can be shared in real time remotely via network.



## Easier transportation and storage

NE700 equipped with special handle, which is light and good in stability and stable in structure. Its back board is designed with a hub device, which effectively accommodates excessive long power cords and improves cleanliness of the laboratory. At the same time, it also reduces trip accidents caused by excessive long power cords during transportation.



## SYSTEM LAYOUT

